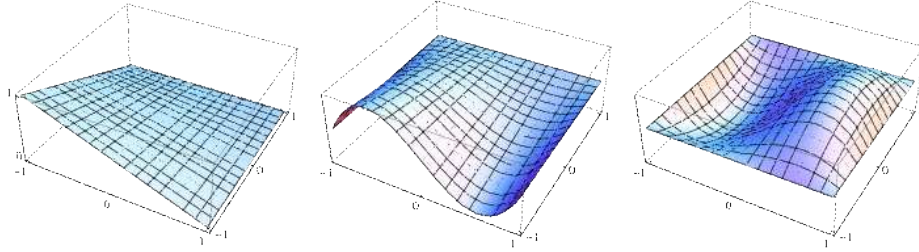
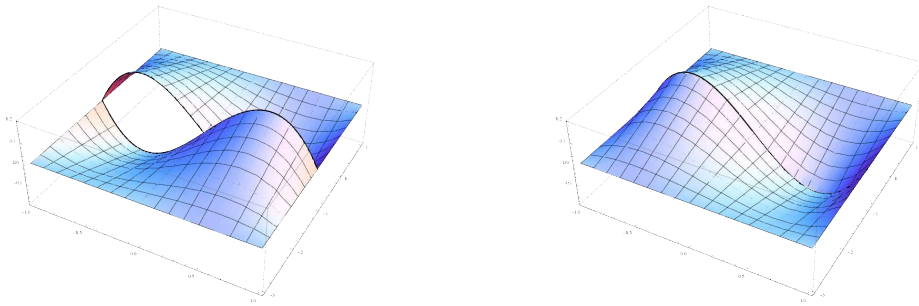


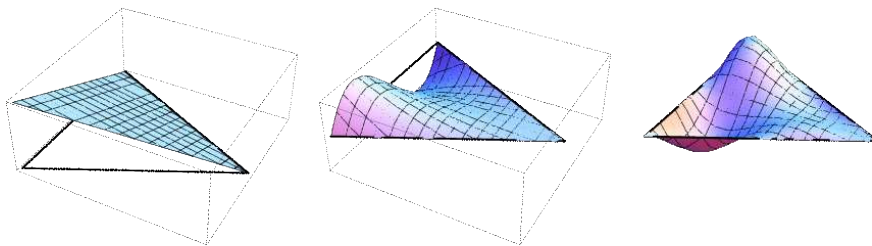
vertex, edge and cell based basis functions on reference element $[-1, 1]^2$:




edge based basis function on two neighbouring quadrilateral elements without and with taking care of orientation:



vertex, edge and cell based basis functions on reference element \hat{T} :



mass matrix entries for hierarchic Legendre-type basis on the reference element $[-1, 1]^2$:



stiffness matrix entries for hierarchic Legendre-type basis on the reference element $[-1, 1]^2$:

